

Subpart H Emissions Information for Kilns Monitored by CEMS for RY2014 and Later Years

This page provides step-by-step instructions on how to enter and edit Subpart H Cement Production emissions information for kilns that are monitored by a Continuous Emissions Monitoring System (CEMS).

For kilns monitored by CEMS, the emission information reported in this section may include both CO₂ process and combustion emissions from the kiln (or other combustion units if multiple units share a common stack). To avoid double-counting, you do not need to report combustion emissions in Subpart C if these emissions are already captured by the CEMS and reported here.

Step 1: Add a CEMS Monitoring Location (CML)

To add a CML, click the “Add a CEMS Monitoring Location” link below the CEMS MONITORING LOCATION (CML) SUMMARY table on the Subpart Overview page



The screenshot below is from Subpart G and is displayed as an example. The screen for other subparts may differ slightly.

>> [Click this link to expand](#)

Subpart G: Ammonia Manufacturing (2014)

OVERVIEW OF SUBPART REPORTING REQUIREMENTS

Subpart G requires affected facilities to report carbon dioxide (CO₂) process emissions from each ammonia manufacturing process unit. First, use this page to identify each ammonia manufacturing process unit and then enter Greenhouse gas (GHG) data required by Subpart G for each ammonia manufacturing process unit and for your facility. For additional information about Subpart G reporting, please use the e-GORT Help links provided.

SUBPART G SUMMARY INFORMATION FOR THIS FACILITY

Annual Gross Prod. (metric tons)	Quantity of CO ₂ used to produce each metric ton of Annual Ammonia Prod. (metric tons)

UNIT SUMMARY

Unit Name/Identifier	Feedback	CO ₂ Emissions (metric tons)	Status ¹	Details
No units have been added				

UNIT SUMMARY (Units monitored by CEMS)

Unit Name/Identifier	Feedback	Status ¹	Details
1	Green	Incomplete	Cancel

CEMS MONITORING LOCATION (CML) SUMMARY

CML Name/Identifier	CML Location	Monitored Stack	Total CO ₂ emissions (metric tons)	Status	Details
No CEMS monitoring locations present					

Facility Overview

¹ A status of "incomplete" means that one or more required data elements are incomplete. For details, refer to the Data Completeness validation messages in your Validation Report by clicking the "View Validation" link above (there if there are no validation messages for this subpart you will not see this link).

e-GGRT Help

Using e-GGRT for Subpart G reporting

Foley Corporation

Subpart G: Ammonia Manufacturing (2014)

Subpart Overview

OVERVIEW OF SUBPART REPORTING REQUIREMENTS

Subpart G requires affected facilities to report carbon dioxide (CO₂) process emissions from each ammonia manufacturing process unit. First, use this page to identify each ammonia manufacturing process unit and then enter Greenhouse gas (GHG) data required by Subpart G for each ammonia manufacturing process unit and for your facility. For additional information about Subpart G reporting, please use the e-GGRT Help link(s) provided.

Subpart G: View Validation

SUBPART G SUMMARY INFORMATION FOR THIS FACILITY

Annual Urea Prod. (metric tons)	Quantity of CO ₂ used to produce urea (metric tons)	Annual Ammonia Prod. (metric tons)	
			OPEN

UNIT SUMMARY

Unit Name/Identifier	Feedstock	CO ₂ (metric tons)	Status ¹		Delete
No units have been added					

ADD a Unit

UNIT SUMMARY (Units monitored by CEMS)

Unit Name/Identifier	Feedstock	Status ¹		Delete
afdsa	Gaseous	Incomplete	OPEN	

ADD a Unit Monitored by CEMS

CEMS MONITORING LOCATION (CML) SUMMARY

CML Name/Identifier	CML Configuration	Monitored Unit(s)	Total CO ₂ emissions (metric tons)	Status	Delete
No CEMS monitoring locations present					

ADD a CEMS Monitoring Location

Facility Overview

¹ A status of "Incomplete" means that one or more required data elements are incomplete. For details, refer to the Data Completeness validation messages in your Validation Report by clicking the "View Validation" link above (Note: if there are no validation messages for this subpart you will not see this link).

Paperwork Reduction Act Burden Statement | Contact Us

e-GGRT RY2014.R16 | SPG-OVERVIEW-1

Step 2: Define a CML and report emissions information

For each CEMS Monitoring Location, provide the following information:

- A unique unit name or identifier for the CML (see also [About Unique Unit Names](#))
- An optional description or label for the CML
- The configuration of processes or process units that are monitored by the CML:
 - Single process or process unit that exhausts to a dedicated stack
 - Multiple processes or process units that share a common stack
 - Process or process unit that shares a common stack with one or more stationary fuel combustion units
- The types of fuel combusted in the unit(s) monitored by the CEMS
- The Tier 4/CEMS methodology start and end dates
- The total hourly CO₂ mass emissions for each quarter of the reporting year (metric tons) (*Do not cumulate emissions data between quarters*)
- The total annual CO₂ mass emissions measured by the CEMS (metric tons) (*This is the sum of the four quarterly totals*)
- An indication whether emissions reported for the CEMS include emissions calculated according to 98.33(a)(4)(viii) for a slipstream that bypassed the CEMS
- The total annual biogenic CO₂ emissions from the combustion of all biomass fuels combined (metric tons) (*if not applicable, enter '0'*)
- The total annual non-biogenic CO₂ emissions which includes fossil fuel, sorbent, and process CO₂ emissions (metric tons)
- The total annual CH₄ and N₂O emissions associated with the combustion of all [Table C-2](#) fuels combusted in all processes/process units monitored by the CEMS derived from application of [Equation C-10](#) (metric tons) (*if there are no combustion emissions in this CML, please enter '0'*)
- The total number of source operating hours in the reporting year
- The total operating hours in which a substitute data value was used in the emissions calculations for the CO₂ concentration parameter
- The total operating hours in which a substitute data value was used in the emissions calculations for the stack gas flow rate parameter

- If moisture correction is required and a continuous moisture monitor is used, the total operating hours in which a substitute data value was used in the emissions calculations for the stack gas moisture content parameter
- The total annual CO₂ emissions from the CEMS Monitoring Location (CML) Summary attributable to combustion (metric tons)

Do not leave any of these fields blank. If, for example, your facility has no biogenic CO₂ emissions, enter '0'.

For assistance in calculating annual CH₄ and N₂O emissions using [Equation C-10](#), access the optional calculation spreadsheet by clicking one of the links titled "[Use Equation C-10 spreadsheet to calculate](#)" located below each of the red emissions information data entry boxes and follow the provided instructions

Step 3: Identify process units monitored at a CML

To identify the process units monitored at a CML, first click the link titled "ADD/REMOVE a process unit that exhausts to this CEMS Monitoring Location" at the bottom of the page



The screenshot below is from Subpart G and is displayed as an example. The screen for other subparts may differ slightly.

>> Click this link to expand



HOME FACILITY REGISTRATION FACILITY MANAGEMENT DATA REPORTING

Hello, Matt Foley | My Profile | Logout

e-GGRT Help

Foley Corporation

Subpart G:Ammonia Manufacturing (2014)

[Subpart G Overview](#) » [Add/Edit CEMS Monitoring Location](#)

CONTINUOUS EMISSION MONITORING SYSTEM (CEMS) MONITORING LOCATION (CML) INFORMATION

Use this page to uniquely identify each CEMS Monitoring Location (CML) Summary and provide the annual GHG emissions and other information described below. Use the "ADD/REMOVE a Process Unit" link at the bottom of the page to identify the process unit(s) monitored by this CEMS Monitoring Location (CML) Summary. **Reminder/Note:** Total Emissions from a slip stream per 98.33(a)(4)(vii)(G) should be added to the field called "Total annual CO₂ mass emissions (biogenic and non-biogenic) measured by the CEMS." Emissions from a slip stream should not be reported with either quarterly CO₂ emissions or with total annual non-biogenic CO₂ mass emissions. For additional information about the data collected on this page, please use the e-GGRT Help link(s) provided.

Total CO ₂ from CEMS (or applicable Part 75 methodology) (metric tons)	<input type="text"/>
Total Biogenic CO ₂ (metric tons)	<input type="text"/>
Total Non-biogenic CO ₂ (metric tons)	<input type="text"/>

CONFIGURATION

CEMS Monitoring Location Name/ID *	<input type="text"/>	(40 characters maximum)
Description (optional)	<input type="text"/>	
Configuration Type *	<input type="text" value="Select"/>	
Types of fuel combusted in the unit (s) monitored by the CEMS (applicable only to configuration type of "Process/stationary combustion units share common stack")	<input type="text"/>	(200 characters maximum)

TIER 4 METHODOLOGY INFORMATION

Calculation Methodology Start Date *	<input type="text" value="01/01/2014"/>	<input type="text"/>
Calculation Methodology End Date *	<input type="text" value="12/31/2014"/>	<input type="text"/>

QUARTERLY CO₂ EMISSIONS

Quarter 1	<input type="text"/>	(metric tons)
Quarter 2	<input type="text"/>	(metric tons)
Quarter 3	<input type="text"/>	(metric tons)
Quarter 4	<input type="text"/>	(metric tons)

ANNUAL CO₂ EMISSIONS

Total annual CO ₂ mass emissions (biogenic and non-biogenic) measured by the CEMS	<input type="text"/>	(metric tons)
Note: Total Emissions from a slip stream per 98.33(a)(4)(vii)(G) should be added to the field called "Total annual CO ₂ mass emissions (biogenic and non-biogenic) measured by the CEMS." Emissions from a slip stream should not be reported with either quarterly CO ₂ emissions, or with total annual non-biogenic CO ₂ mass emissions.		
Check this box to indicate that the total annual emissions reported above for the CEMS include emissions calculated according to 98.33(a)(4)(vii) for a slipstream that bypassed the CEMS	<input type="checkbox"/>	
Total annual biogenic CO ₂ mass emissions for the CML	<input type="text"/>	(metric tons)
Total annual non-biogenic CO ₂ mass emissions (includes fossil fuel, sorbent, and process CO ₂ emissions) for the CML	<input type="text"/>	(metric tons)

EQUATION C-10 SUMMARY AND RESULTS (APPLICABLE ONLY TO CONFIGURATION TYPE OF "PROCESS/STATIONARY COMBUSTION UNITS SHARE COMMON STACK")

$$CH_4 \text{ or } N_2O = 0.001 \times (H) \times EF$$

Hover over an element in the equation above to reveal a definition of that element.

Enter CH₄ and N₂O emissions from only combustion of Table C-2 Fuels directly below. If there are no combustion emissions from Table C-2 Fuels in this CEMS Monitoring Location, please enter 0.

Total CH ₄ emissions	<input type="text"/>	(metric tons)
		Use Equation C-10 spreadsheet to calculate
Total N ₂ O emissions	<input type="text"/>	(metric tons)
		Use Equation C-10 spreadsheet to calculate

ADDITIONAL EMISSIONS INFORMATION

Total number of source operating hours in the reporting year	<input type="text"/>	(hours)
The total operating hours in which a substitute data value was used in the emissions calculations for CO ₂ concentration	<input type="text"/>	(hours)
The total operating hours in which a substitute data value was used in the emissions calculations for stack gas flow rate	<input type="text"/>	(hours)
The total operating hours in which a substitute data value was used in the emissions calculations for stack gas moisture content (if moisture correction is required and a continuous moisture monitor is used)	<input type="text"/>	(hours)

CEMS MONITORING LOCATION PROCESS UNITS

Process Unit Name/Identifier	<input type="text"/>
There are no process units monitored by CEMS available for selection.	
ADD/REMOVE/EDIT a process unit that exhausts to this CEMS Monitoring Location	
<input type="button" value="CANCEL"/>	<input type="button" value="SAVE"/>

 e-GGRT Help


Foley Corporation

Subpart G:Ammonia Manufacturing (2014)


[Subpart G Overview](#) » [Add/Edit CEMS Monitoring Location](#)

CONTINUOUS EMISSION MONITORING SYSTEM (CEMS) MONITORING LOCATION (CML) INFORMATION


Use this page to uniquely identify each CEMS Monitoring Location (CML) Summary and provide the annual GHG emissions and other information described below. Use the "ADD/REMOVE a Process Unit" link at the bottom of the page to identify the process unit(s) monitored by this CEMS Monitoring Location (CML) Summary.
Reminder/Note: Total Emissions from a slip stream per 98.33(a)(4)(viii)(G) should be added to the field called "Total annual CO₂ mass emissions (biogenic and non-biogenic) measured by the CEMS." Emissions from a slip stream should not be reported with either quarterly CO₂ emissions or with total annual non-biogenic CO₂ mass emissions. For additional information about the data collected on this page, please use the e-GGRT Help link(s) provided.



Total CO₂ from CEMS (or applicable Part 75 methodology) (metric tons)



Total Biogenic CO₂ (metric tons)



Total Non-biogenic CO₂ (metric tons)

CONFIGURATION

CEMS Monitoring Location Name/ID * (40 characters maximum)

Description (optional)

Configuration Type *

Types of fuel combusted in the unit(s) monitored by the CEMS (applicable only to configuration type of "Process/stationary combustion units share common stack") (200 characters maximum)

TIER 4 METHODOLOGY INFORMATION

Calculation Methodology Start Date * 

Calculation Methodology End Date * 

QUARTERLY CO₂ EMISSIONS

Quarter 1 (metric tons)

Quarter 2 (metric tons)

Quarter 3 (metric tons)

Quarter 4 (metric tons)

ANNUAL CO₂ EMISSIONS

Total annual CO₂ mass emissions (biogenic and non-biogenic) measured by the CEMS (metric tons)

Note: Total Emissions from a slip stream per 98.33(a)(4)(viii)(G) should be added to the field called "Total annual CO₂ mass emissions (biogenic and non-biogenic) measured by the CEMS." Emissions from a slip stream should not be reported with either quarterly CO₂ emissions, or with total annual non-biogenic CO₂ mass emissions.

Check this box to indicate that the total annual emissions reported above for the CEMS include emissions calculated according to 98.33(a)(4)(viii) for a slipstream that bypassed the CEMS ☐

Total annual biogenic CO₂ mass emissions for the CML (metric tons)

Total annual non-biogenic CO₂ mass emissions (includes fossil fuel, sorbent, and process CO₂ emissions) for the CML (metric tons)


EQUATION C-10 SUMMARY AND RESULTS (APPLICABLE ONLY TO CONFIGURATION TYPE OF "PROCESS/STATIONARY COMBUSTION UNITS SHARE COMMON STACK")

$$\text{CH}_4 \text{ or N}_2\text{O} = 0.001 \times (\text{HI})_A \times \text{EF}$$


Hover over an element in the equation above to reveal a definition of that element.

Enter CH₄ and N₂O emissions from only combustion of Table C-2 Fuels directly below. If there are no combustion emissions from Table C-2 Fuels in this CEMS Monitoring Location, please enter 0.

Total CH₄ emissions (metric tons)

 [Use Equation C-10 spreadsheet to calculate](#)

Total N₂O emissions (metric tons)

 [Use Equation C-10 spreadsheet to calculate](#)

ADDITIONAL EMISSIONS INFORMATION	
Total number of source operating hours in the reporting year	<input type="text"/> (hours)
The total operating hours in which a substitute data value was used in the emissions calculations for CO ₂ concentration	<input type="text"/> (hours)
The total operating hours in which a substitute data value was used in the emissions calculations for stack gas flow rate	<input type="text"/> (hours)
The total operating hours in which a substitute data value was used in the emissions calculations for stack gas moisture content (if moisture correction is required and a continuous moisture monitor is used)	<input type="text"/> (hours)

CEMS MONITORING LOCATION PROCESS UNITS

Process Unit Name/Identifier
There are no process units monitored by CEMS available for selection.

[+ ADD/REMOVE/EDIT a process unit that exhausts to this CEMS Monitoring Location](#)

Paperwork Reduction Act Burden Statement | Contact Us e-GGRT RY2014.R16 | CEMS-Add CML

On the CML Process Units Selection page, use the check boxes to select the process unit(s) monitored at this CML. This will indicate that the unit(s) selected vent emission through the stack monitored by this CML.



The screenshot below is from Subpart G and is displayed as an example. The screen for other subparts will differ slightly depending on the number of units with emissions monitored by a single CML at your facility.

>> [Click this link to expand](#)

United States Environmental Protection Agency

e-GGRT
Electronic Greenhouse Gas Reporting Tool

HOME FACILITY REGISTRATION FACILITY MANAGEMENT DATA REPORTING

Hello, Sakha Chies | My Profile | Logout

e-GGRT Help

SUBG 4 (2010)
Subpart G: Ammonia Manufacturing
[Subpart G Overview](#) » [Buster Ammonia](#) » [Add/Edit Process Units](#)

IDENTIFY PROCESS UNIT(S)
Use this page to select each process unit that is monitored by the CML. For additional information about this page, please use the e-GGRT Help link(s) provided. * denotes a required field

PROCESS UNIT: GASEOUS CEMS

Is this process unit monitored by the CEMS Monitoring Location? ☒ (check if true)

Paperwork Reduction Act Burden Statement | Contact Us e-GGRT RY2010.R.45 | CEMS-Add CML Unit

The screenshot shows the EPA e-GGRT (Electronic Greenhouse Gas Reporting Tool) interface. At the top, the EPA logo and navigation tabs (HOME, FACILITY REGISTRATION, FACILITY MANAGEMENT, DATA REPORTING) are visible. The user is logged in as 'Hello, Sokha Chea'. The main content area is titled 'SUBG 4 (2010) Subpart G: Ammonia Manufacturing'. Below this, there's a section 'IDENTIFY PROCESS UNIT(S)' with instructions to select process units monitored by the CML. A form field shows 'PROCESS UNIT: GASEOUS CEMS'. Below that, a checkbox 'Is this process unit monitored by the CEMS Monitoring Location?' is checked. At the bottom of the form are 'CANCEL' and 'SAVE' buttons. A footer contains a 'Paperwork Reduction Act Burden Statement' and 'Contact Us' link, along with the version 'e-GGRT RY2010.R.45 | CEMS-Add CML Unit'.

When finished selecting process unit for the CML and entering additional required information (if applicable), click SAVE. You should then be directed back to the Add/Edit a CML Location form and see the units you selected listed in the CEMS MONITORING LOCATION (CML) PROCESS UNITS table.

Step 4: Save entered data for a CML

When you have finished entering data for a CML, click SAVE. You will then return to the Subpart Overview page. You will see the status of data entry for the CML updated to "Complete" in the Status column in the CEMS MONITORING LOCATION (CML) SUMMARY table.

If you don't have all the data, you can enter some now, save it, and finish later by clicking on the hyperlinked name of the CML in the CEMS MONITORING LOCATION (CML) SUMMARY table.

After you save the data on this page, the next time you open the page, the calculator on the top of the page will display the CO₂ process emissions for the CML, rounded to the nearest 0.1 of a metric ton. The value displayed is for informational purposes only.

Step 5: Repeat Steps 1-4

Repeat Steps 1-4 until emissions information has been entered for all CMLs. If you have missed something, the validation report messages will help you identify any incomplete entries.

[Back to Top](#)

See Also

[Screen Errors](#)

[Using e-GGRT to Prepare Your Subpart H Report for RY2014 and Later Years](#)

- [Subpart H Summary Information for this Facility for RY2014 and Later Years](#)
- [Subpart H Kiln Information for Kilns NOT Monitored by CEMS for RY2014 and Later Years](#)
- [Subpart H Kiln Information for Kilns Monitored by CEMS for RY2014 and Later Years](#)
- [Subpart H Emissions Information for Kilns NOT Monitored by CEMS for RY2014 and Later Years](#)
- [Subpart H Emissions Information for Kilns Monitored by CEMS for RY2014 and Later Years](#)
- [Subpart H Entering Equation Inputs Using IVT](#)

[Subpart Validation Report](#)